



PROJECT
 FLOOR DESIGN
 Trek Lead - 12"x24"
 WALL DESIGN
 Trek Lead Wall B - 12"x24"
 Trek Lead - 12"x24"



PROJECT
 FLOOR DESIGN
 Trek Anthracite - 12"x24"
 Trek Mix Mosaic D - 12"x10"
 WALL DESIGN
 Trek Sand Wall B - 12"x24"
 Trek Sand - 12"x24"
 Trek Mix Mosaic D - 12"x10"
 True Classic Oak - 8"x40"

TREK

COLORED BODY PORCELAIN TILE

TILE PERFORMANCE DATA

PHYSICAL PROPERTIES	TEST ASTM	NORTH AMERICAN STANDARD A137.1*	RESULTS
Water absorption *	C373	≤ 0.5%	COMPLY WITH ANSI A137.1
DCOF Average dynamic coefficient of friction **	BOT 3000 test	≥ 0.42	≥ 0.42
Resistance to freeze/thaw cycling *	C1026	As reported	RESISTANT
Warpage (edge)	C485	Warpage ± 0.4% or ± 0.05 in	COMPLY WITH ANSI A137.1
Warpage (diagonal)	C485	Warpage ± 0.4% or ± 0.07 in	COMPLY WITH ANSI A137.1
Wedging	C502	± 0.25% or ± 0.03 in	COMPLY WITH ANSI A137.1
Chemical resistance	C650	As reported	UNAFFECTED
Breaking strength	C648	250 lbf or greater	COMPLY WITH ANSI A137.1
Thickness	C499	Range: 0.04 in	COMPLY WITH ANSI A137.1

* Average values referred to our production and related to the matt finish of the product.
 ** As far as values relating to the matt finish of the product and to tests carried out by certified external laboratories whose results are available upon request at Headoffice, we are willing to check the lot you are interested in purchasing.
 - Be sure to use tiles belonging to the same caliber.
 - Test results are available on request.
 - Landmark tiles can be slippery when wet. We recommend to make sure that the surface is always dry.
 - The information provided can be subject to change. Please refer to lcusa.com for the latest, most accurate and up-to-date information.

LEARN MORE ABOUT



www.lcusa.com

LANDMARK
 CERAMICS



TREK
 FOLLOW YOUR NATURE



PROJECT
 FLOOR DESIGN
 Trek Sand - 12"x24"

LANDMARK
 CERAMICS

TREK

"Stone" is a gathering of porcelain tile collections that are inspired by different natural stones. Amazing surfaces for floors and walls that recall the shades of the natural material enhancing architecture and design with character and intense elegance. The excellent technical characteristics of Landmark porcelain tile guarantees optimal performance in every intended use both residential and commercial.



PROJECT
 FLOOR DESIGN
 Trek Vulcan/ Silver - 12"x24"
 WALL DESIGN
 Trek Silver Wall B - 12"x24"



PROJECT
 FLOOR DESIGN
 Trek Sand - 12"x24"
 WALL DESIGN
 Trek Sand Wall B - 12"x24"
 Trek Sand Mosaic A - 12"x12"
 Trek Sand - 12"x24"
 True Elegant Walnut - 8"x40"

TREK

COLORED BODY PORCELAIN TILE

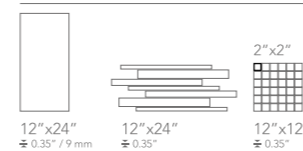
SIZES 12"x24" / 12"x12"

MATT FINISH

SILVER




Available sizes



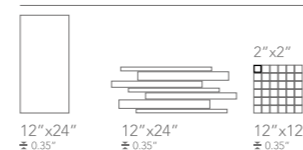
Color shading



LEAD



Available sizes



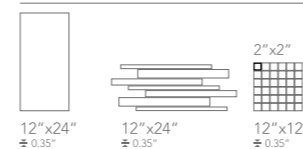
Color shading



SAND



Available sizes



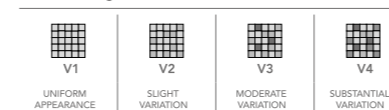
Color shading



The color of tiles printed in this catalogue may differ from actual tiles. Tile color reproductions in this catalogue are representative only. Slight tone and shade variations are inherent in porcelain tiles. Before selecting a color, we recommend that you contact your local representative, who will provide you with a sample piece of the requested tile.

This porcelain tile product is manufactured with a V2 shade variation. Remember that the amount of color as well as the texture of each piece may vary from tile to tile. Inspect the product immediately upon delivery and select tiles from many boxes during installation to minimize and blend any possible color difference.

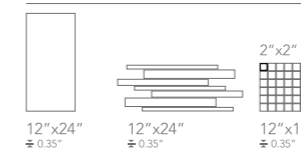
Color Shading



ANTHRACITE



Available sizes



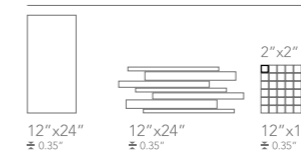
Color shading



VULCAN













Available sizes



Color shading



MOSAICS

 Silver Mosaic A 2"x2" 12"x12"	 Lead Mosaic A 2"x2" 12"x12"	 Sand Mosaic A 2"x2" 12"x12"	 Trek Mix Mosaic D 1.8"x2.4" 12"x10"
 2"x2"			 12"x12" ±0.35"/9 mm
Matches with			
			
Silver	Lead	Anthracite	Vulcan

SIZES 12"x24" / 12"x12"



MATT FINISH

DECOR RANGE

MATT FINISH

 Silver Wall B 12"x24"	 Lead Wall B 12"x24"	 Sand Wall B 12"x24"
 Anthracite Wall B 12"x24"	 Vulcan Wall B 12"x24"	 12"x24" ±0.35"/9 mm

TRIM TILES

	COVE BASE  6"x12"	BULLNOSE  3"x24"
SILVER	●	●
ANTHRACITE	●	●
VULCAN	●	●
LEAD	●	●
SAND	●	●

INFORMATION

RECOMMENDED USE
 Trek is recommended for indoor floors, walls, countertops, and outdoor walls in commercial and residential application. The use of Trek is not recommended for outdoor application or horizontal exterior surfaces. Landmark recommends an offset no greater than 30%, if a staggered pattern is required for tiles of 20" inches or longer.

CARE AND MAINTENANCE
 Do not apply any wax or sealer to the product after installation. Regular cleaning is the best way to keep Trek tiles looking good. Use clean, hot water (add household cleaner for more aggressive cleaning). Rinse thoroughly and dry with a soft cloth to prevent water spots. Please visit lcsa.com. For further information regarding the care and maintenance of Landmark products.

WARRANTY
 Landmark guarantees that its products will meet or exceed the performance specifications set out in ANSI A137.1- 2012 and in the performance specifications section of the Landmark general catalogue. For more information, please visit our website at lcsa.com.