



spirit
ESSENTIAL NATURE

 **LANDMARK**
CERAMICS



"Wood" is a gathering of porcelain tile collections that reflect various natural wood essences. Floor and wall surfaces accurately reproduce the touch and look of the natural material matching different interior decoration styles. The authentic texture and feel of natural wood combines with the excellent technical characteristics of landmark porcelain tile that guarantees optimal performance in every intended use both residential and commercial.

A new **landmark** in the ceramic industry

Landmark Ceramics is an American company, based in Tennessee that has set out to research, manufacture and sell top quality porcelain ceramics in North America, taking advantage of the proven experience of the Gruppo Concorde, an international leader in the sector. Technological innovation, market presence, attention to detail, the welfare of people and the environment, efficient service and a thorough product range make Landmark a new benchmark in the North American market for those who are looking for a reliable partner for any building and architecture project using US Made top quality porcelain tiles.

A top-down view of a modern interior scene. In the upper right, there is a dark, round, low-profile table with a small potted plant and a glass. Next to it is a large, light-colored, quilted pouf. The floor is covered in wood-look porcelain tiles with a dark brown, natural wood grain pattern. The text "spirit" is written in a large, white, lowercase, sans-serif font, and "ESSENTIAL NATURE" is written below it in a smaller, white, uppercase, sans-serif font. A thin white line runs vertically down the left side of the image, and a thin white curved line runs along the bottom right corner.

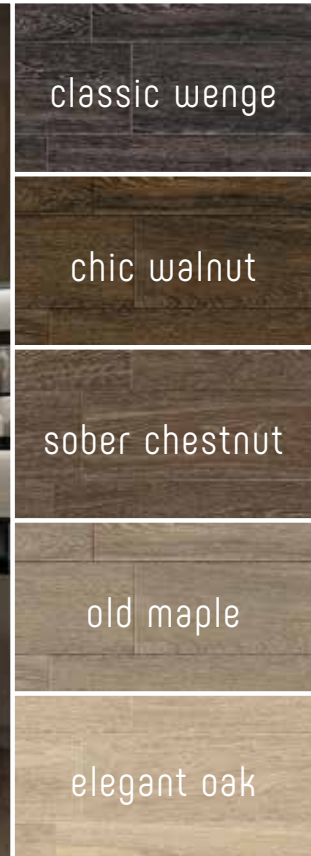
spirit

ESSENTIAL NATURE

Contemporary and minimalist, Spirit inspires ambients with a modern and authentic mood, reflecting the original soul of natural wood. Delicate veins and refined graphics add to any space a simple elegance that doesn't change over time thanks to superior technical performances of the best porcelain tiles.

LEARN MORE ABOUT





minimal lightness

emotional landscape

natural embrace



natural chic

PROJECT

FLOOR DESIGN

Spirit Classic Wenge - 8"x40"

FLOOR DISPLAY

Charme Lux Calacatta Gold - 11.61"x23.23"

Charme Lux Brown Frappuccino - 11.61"x23.23"



authentic shopping experience

Suitable for use in any type of application, thanks to the technical and aesthetic characteristics of **top-quality porcelain** tiles, the Spirit collection elegantly dresses commercial spaces with a **contemporary mood**, where the natural and refined graphic movements of the surface create a **cozy and minimalistic atmosphere**.





PROJECT

FLOOR DESIGN

Spirit Classic Wenge - 8"x40"

FLOOR DISPLAY

Charme Lux Calacatta Gold - 11.61"x23.23"

Charme Lux Brown Frappuccino - 11.61"x23.23"





essential elegance

Thanks to the **refined elegance** of its nuances, Spirit can easily be used both by itself or combined with **other kinds of materials and surfaces**, granting to any space a balanced design and timeless beauty.

PROJECT

FLOOR DESIGN

Spirit Walnut - 8"x40"


WALL DESIGN

Spirit Walnut - 8"x40"

COUNTER

Charme Lux Veined Statuario - 11.61"x23.23"

Charme Lux Veined Statuario Mosaic D - 11.61"x 11.61"



PROJECT
FLOOR DESIGN
Spirit Walnut - 8"x40"
WALL DESIGN
Spirit Walnut - 8"x40"
COUNTER
Charme Lux Veined Statuario - 11.61"x23.23"





minimalist lightness

Spirit interprets the **natural appeal** of wood with **modern elegance**. With Spirit it is possible to decorate **floors and walls** with a refined aesthetic, dressing residential and commercial spaces with style.

PROJECT

FLOOR DESIGN

Spirit Sober Chestnut - 8"x40"

Vision Dove - 24"x24"

WALL DESIGN

Spirit Sober Chestnut - 8"x40"

Soul Tartan Delicate - 24"x24"

Vision Dove - 24"x24"

COUNTER

Vision Dove - 24"x24"



PROJECT

FLOOR DESIGN

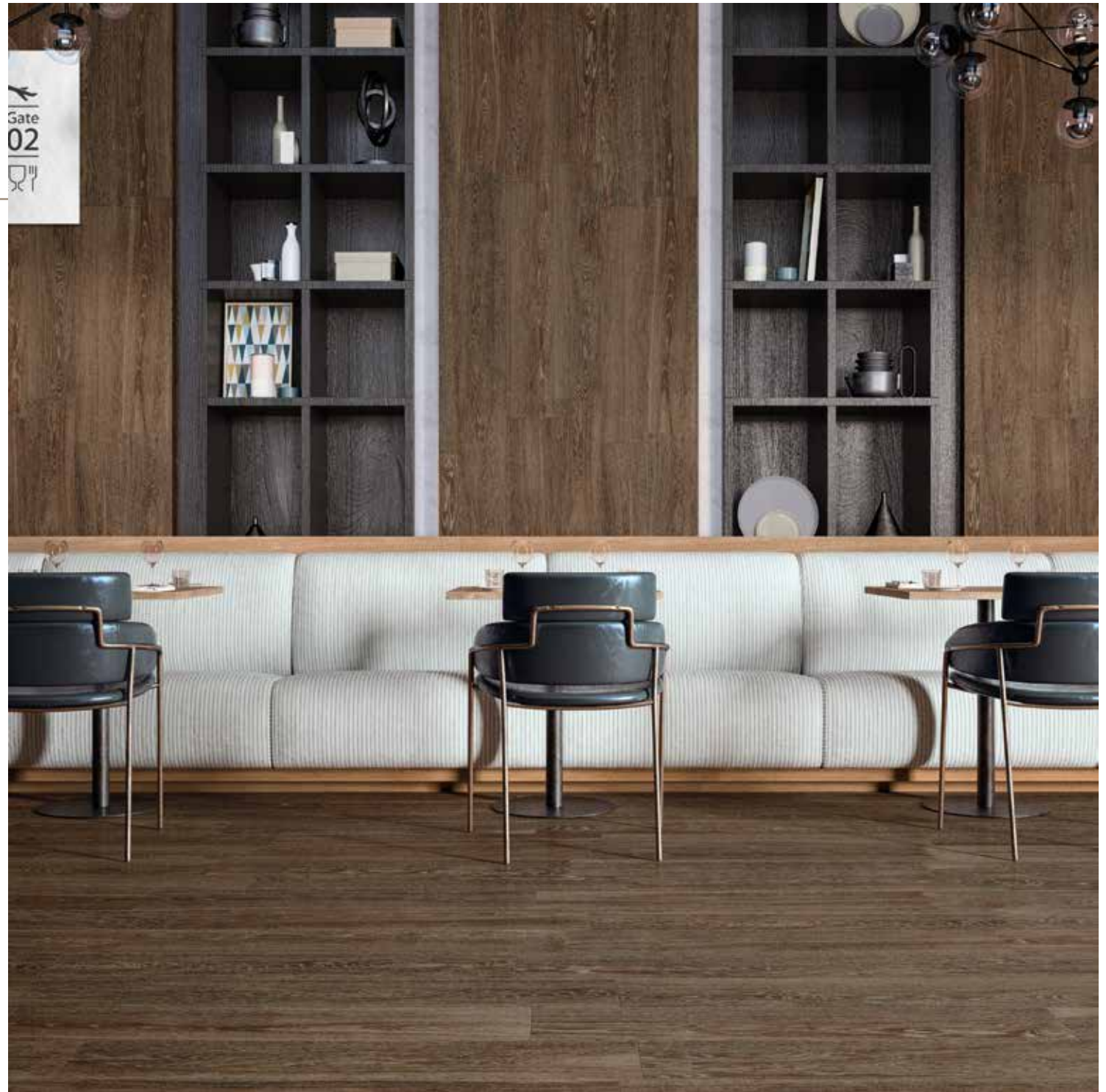
Spirit Sober Chestnut - 8"x40"

Vision Dove - 24"x24"

WALL DESIGN

Spirit Sober Chestnut - 8"x40"

Vision Dove - 24"x24"



PROJECT

FLOOR DESIGN

Spirit Old Maple - 8"x40"

WALL DESIGN

Spirit Old Maple - 8"x40"

Infinity Absolute - 12"x24"

Infinity Sky Wall B - 12"x24"

KITCHEN ISLAND

Infinity Sky - 12"x24"

intimate habits

Thanks to its **soft and warm color palette**, Spirit is the ideal solution for welcoming and relaxing ambients where to feel like at home.





PROJECT

FLOOR DESIGN

Spirit Old Maple - 8"x40"

WALL DESIGN

Spirit Old Maple - 8"x40"

Infinity Absolute - 12"x24"

Infinity Sky Wall B - 12"x24"

KITCHEN ISLAND

Infinity Sky - 12"x24"



PROJECT

FLOOR DESIGN

Spirit Elegant Oak - 8"x40"

WALL DESIGN


Spirit Elegant Oak - 8"x40"

Infinity Cosmos - 12"x24"



modern freedom

Strong and durable, but also easy to clean and maintain, Spirit is ideal for any application, both **residential and commercial**, for floors and walls.





PROJECT
FLOOR DESIGN
Spirit Elegant Oak - 8"x40"
WALL DESIGN
Spirit Elegant Oak - 8"x40"
Infinity Cosmos - 12"x24"



PROJECT

INDOOR FLOOR DESIGN

Spirit Old Maple - 8"x40"

OUTDOOR FLOOR DESIGN

Frontier20 Sky (20mm) - 24"x24"

WALL DESIGN

Spirit Old Maple - 8"x40"

Charme Lux Graphite Dark - 11.61"x23.23"

Charme Lux Veined Statuario

Border - 1.88"x23.23"



authentic elegance

Thanks to the combination of **pleasant graphics and soft texture**, Spirit keeps all the **beauty and realism**, and therefore **elegance and personality** of the natural wood.





PROJECT

INDOOR FLOOR DESIGN

Spirit Old Maple - 8"x40"

WALL DESIGN


Spirit Old Maple - 8"x40"

Charme Lux Graphite Dark - 11.61"x23.23"





FADING RESISTANT
stable chromatically over time



DOESN'T BEND
hard and compact



ECO-FRIENDLY AND SAFE



PET FRIENDLY
dog and cat nails proof



RESISTANT TO FROST
snow and ice proof



FLOOR HEAT FRIENDLY



RESISTANT TO ACID



EASY TO KEEP CLEAN



NO VOC
volatile organic compound



WATER PROOF
doesn't absorb



FIRE PROOF
doesn't burn or smoke

ELEGANT OAK



Available size

8"x40"
± 0.35" / 9 mm

Color shading



V2

OLD MAPLE



Available size

8"x40"
± 0.35"

Color shading



V2

CHIC WALNUT



Available size

8"x40"
± 0.35"

Color shading



V2


SOBER CHESTNUT



Available size

8"x40"
± 0.35"

Color shading



V2

CLASSIC WENGE



Available size

8"x40"
± 0.35"

Color shading



V2

The colour of tiles printed in this catalog may differ from actual tiles. Tile color reproductions in this catalog are representative only. Slight tone and shade variations are inherent in porcelain tiles. Before selecting a colour, we recommend that you contact your local representative, who will provide you with a sample piece of the requested tile.

This porcelain tile product is manufactured with a V2 shade variation. Remember that the amount of colour as well as the texture of each piece may vary from tile to tile. Inspect the product immediately upon delivery and select tiles from many boxes during installation to minimize and blend any possible colour difference.

Color Shading



V1

UNIFORM APPEARANCE



V2

SLIGHT VARIATION



V3

MODERATE VARIATION



V4

SUBSTANTIAL VARIATION

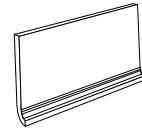
spirit

COLORED BODY PORCELAIN TILE

TRIM TILE

MATT FINISH

COVE BASE



6"x12"

ELEGANT OAK	•
OLD MAPLE	•
CHIC WALNUT	•
SOBER CHESTNUT	•
CLASSIC WENGE	•

INFORMATION

RECOMMENDED USE

Spirit is recommended for indoor floors, walls, countertops, and outdoor walls in commercial and residential application. The use of Spirit is not recommended for outdoor application or horizontal exterior surfaces. Landmark recommends an offset no greater than 30%, if a staggered pattern is required for tiles of 20" inches or longer. Landmark recommends the use of leveler for a proper installation.

CARE AND MAINTENANCE

Do not apply any wax or sealer to the product after installation. Regular cleaning is the best way to keep Spirit tiles looking good. Use clean, hot water (add household cleaner for more aggressive cleaning). Rinse thoroughly and dry with a soft cloth to prevent water spots. Please visit lcusa.com. For further information regarding the care and maintenance of Landmark products.

WARRANTY

Landmark guarantees that its products will meet or exceed the performance specifications set out in ANSI A137.1- 2012 and in the performance specifications section of the Landmark general catalog. For more information, please visit our website at lcusa.com.

TILE PERFORMANCE DATA

PHYSICAL PROPERTIES	TEST ASTM	NORTH AMERICAN STANDARD A137.1*	RESULTS
Water absorption *	C373	≤ 0.5%	COMPLY WITH ANSI A137.1
DCOF Average dynamic coefficient of friction **	BOT 3000 test	≥ 0.42	≥ 0.42
Resistance to freeze/thaw cycling *	C1026	As reported	RESISTANT
Warpage (edge)	C485	Warpage ± 0.4% or ± 0.05 in	COMPLY WITH ANSI A137.1
Warpage (diagonal)	C485	Warpage ± 0.4% or ± 0.07 in	COMPLY WITH ANSI A137.1
Wedging	C502	± 0.25% or ± 0.03 in	COMPLY WITH ANSI A137.1
Chemical resistance	C650	As reported	UNAFFECTED
Breaking strength	C648	250 lbf or greater	COMPLY WITH ANSI A137.1
Thickness	C499	Range: 0.04 in	COMPLY WITH ANSI A137.1

* Average values referred to our production and related to the matt finish of the product.

** As far as values relating to the matt finish of the product and to tests carried out by certified external laboratories whose results are available upon request at Headoffice, we are willing to check the lot you are interested in purchasing.

- Be sure to use tiles belonging to the same caliber.
- Test results are available on request.
- Landmark tiles can be slippery when wet. We recommend to make sure that the surface is always dry.
- The information provided can be subject to change. Please refer to lcusa.com for the latest, most accurate and up-to-date information.



CLASSIC WENGE



SOBER CHESTNUT
CHIC WALNUT
OLD MAPLE





 **LANDMARK**
CERAMICS

Landmark Ceramics - UST, Inc.

1427 N. Main Street
Mount Pleasant, TN 38474

Tel. 931.325.5700

www.lcusa.com

LEARN MORE ABOUT

