



TRUE

AUTHENTIC FEELING

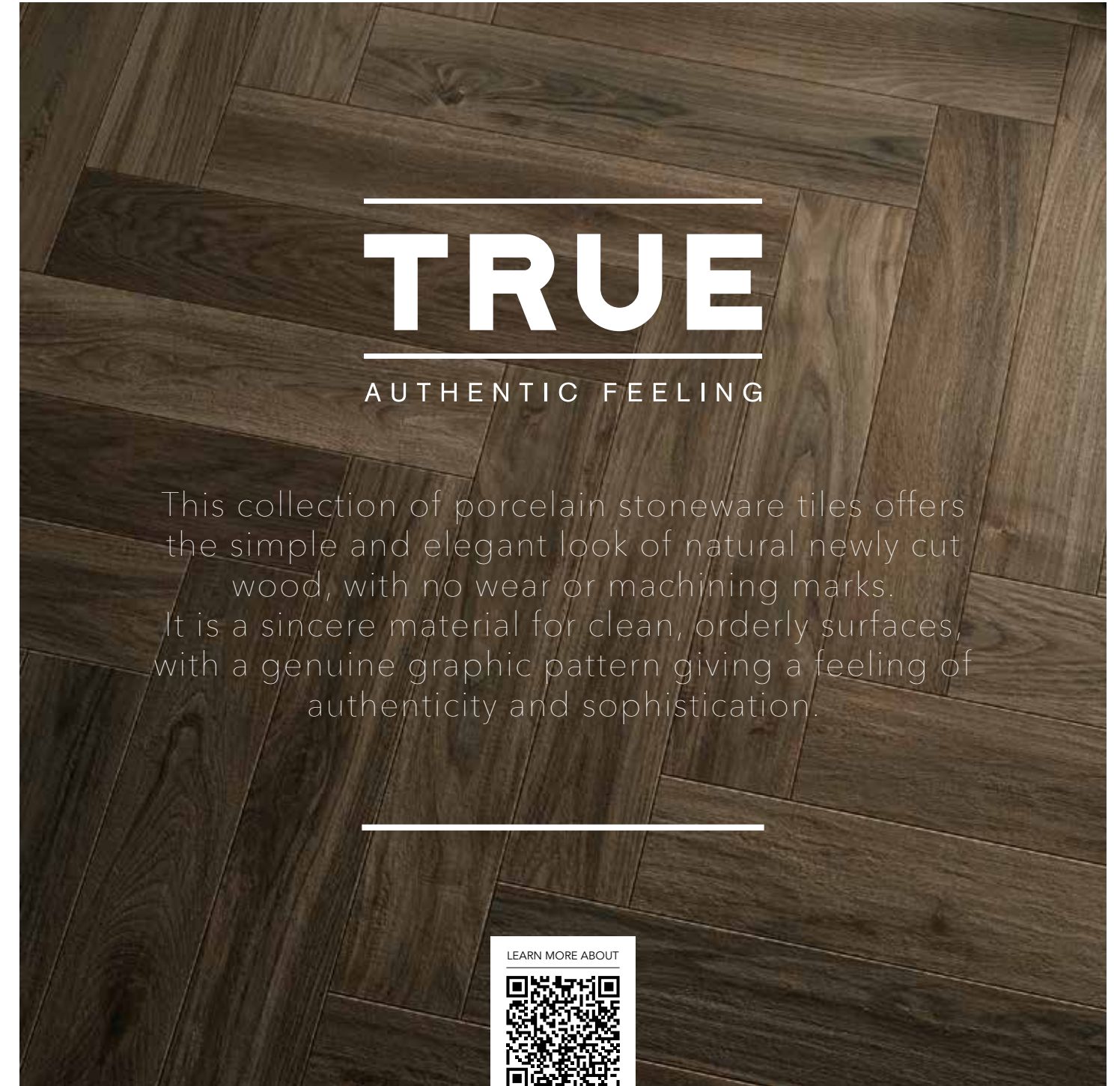
 **LANDMARK**
CERAMICS



"Wood" is a gathering of porcelain tile collections that reflect various natural wood essences. Floor and wall surfaces accurately reproduce the touch and look of the natural material matching different interior decoration styles. The authentic texture and feel of natural wood combines with the excellent technical characteristics of landmark porcelain tile that guarantees optimal performance in every intended use both residential and commercial.

A new **landmark** in the ceramic industry

Landmark ceramics is an American company, based in Tennessee that has set out to research, manufacture and sell top quality porcelain ceramics in North America, taking advantage of the proven experience of the Gruppo Concorde, an international leader in the sector. Technological innovation, market presence, attention to detail, the welfare of people and the environment, efficient service and a thorough product range make Landmark a new benchmark in the North American market for those who are looking for a reliable partner for any building and architecture project using US Made top quality porcelain tiles.



TRUE
AUTHENTIC FEELING

This collection of porcelain stoneware tiles offers the simple and elegant look of natural newly cut wood, with no wear or machining marks. It is a sincere material for clean, orderly surfaces, with a genuine graphic pattern giving a feeling of authenticity and sophistication.



ELEGANT WALNUT

AUTHENTIC LIVING

The True collection is sincere and natural for use in rooms to create a welcoming and delicate atmosphere that is perfect for a contemporary style that sees relaxation as a lifestyle. The surfaces provide warmth and a fresh tactile feeling of natural material.

PROJECT

FLOOR DESIGN

True Elegant Walnut - 8"x40"

WALL DESIGN

Charme Lux Graphite Dark - 24"x24"





Material surfaces full of details produce an extremely natural and enjoyable end result that never goes out of style.

PROJECT
FLOOR DESIGN
True Elegant Walnut - 8"x40"

**WHEN THE DIFFERENCE
IS IN THE DETAILS**

MODERN GREY
& CLASSIC OAK

UNCOMPROMISING NATURALNESS

PROJECT

FLOOR DESIGN

True Modern Grey - 8"x40"

Attitude Light White - 8.5"x10"

WALL DESIGN

True Classic Oak - 8"x40"



The wood-effect surfaces full of details give rooms an elegant and up-to-date feel.



SMOOTH WELCOME

True's rich, natural wood effect, supported by the unchanging, safe and resistant characteristics of the best porcelain stoneware, is well-suited to public rooms, making them welcoming and giving them a discreet charm. The color variants available work perfectly in both classic and modern rooms, adding a natural touch.

PROJECT
FLOOR DESIGN
True Modern Grey - 8"x40"
WALL DESIGN
True Classic Oak - 8"x40"



CLASSIC OAK

VERSATILE ELEGANCE

The harmony of the veining and the soft color of the wood light up the contemporary space; each surface can be covered with sober and elegant taste.

This is a collection with a timeless look, suitable for use in all types of room, thanks to the extraordinary qualities of porcelain stoneware.

PROJECT

FLOOR DESIGN

True Classic Oak - 8"x40"


Charme Calacatta Gold Mosaic B - 12"x12"

WALL DESIGN

True Classic Oak - 8"x40"

Charme Calacatta Gold - 18"x36"





True is non-absorbent, durable, hygienic and easy to clean and maintain. It is the ideal choice for those seeking to combine an enjoyable natural look with excellent technical qualities, for areas you can totally relax in.

PROJECT
FLOOR DESIGN
True Classic Oak - 8"x40"
WALL DESIGN
True Classic Oak - 8"x40"
Charme Calacatta Gold - 18"x36"

CAREFREE RELAXATION

MODERN GREY
& CONTEMPORARY WHITE

REFINED DESIGN



The play between tile patterns and combinations of wood species produces appealing rooms with great visual impact, designed to support designers' ideas.



PROJECT

FLOOR DESIGN

True Modern Grey - 8"x40"

True Contemporary White - 8"x40"

WALL DESIGN

Charme Veined Statuario - 18"x36"

True Modern Grey - 8"x40"

True Contemporary White - 8"x40"



NATURAL CHARM

Used in combination, True's different wood species enhance the design of rooms, drawing out their contemporary spirit at the same time. Walls and floors give a feeling of natural, impeccable refinement.

PROJECT

FLOOR DESIGN

True Modern Grey - 8"x40"

WALL DESIGN


Charme Veined Statuario - 18"x36"

True Modern Grey - 8"x40"





FADING RESISTANT
stable chromatically over time



DOESN'T BEND
hard and compact



ECO-FRIENDLY AND SAFE



PET FRIENDLY
dog and cat nails proof



RESISTANT TO FROST
snow and ice proof



FLOOR HEAT FRIENDLY



RESISTANT TO ACID



EASY TO KEEP CLEAN

VOC FREE

NO VOC
volatile organic compound



WATER PROOF
doesn't absorb



FIRE PROOF
doesn't burn or smoke

CLASSIC OAK



Available size

8"x40"
± 0.35" / 9 mm

Color shading



V2

CONTEMPORARY WHITE



Available size

8"x40"
± 0.35"

Color shading



V2

The color of tiles printed in this catalogue may differ from actual tiles. Tile color reproductions in this catalogue are representative only. Slight tone and shade variations are inherent in porcelain tiles. Before selecting a color, we recommend that you contact your local representative, who will provide you with a sample piece of the requested tile.

ELEGANT WALNUT



Available size

8"x40"
± 0.35"

Color shading



V2

MODERN GREY



Available size

8"x40"
± 0.35"

Color shading



V2

This porcelain tile product is manufactured with a V2 shade variation. Remember that the amount of color as well as the texture of each piece may vary from tile to tile. Inspect the product immediately upon delivery and select tiles from many boxes during installation to minimize and blend any possible color difference.

Color Shading



V1

UNIFORM APPEARANCE



V2

SLIGHT VARIATION



V3

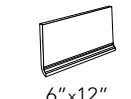
MODERATE VARIATION



V4

SUBSTANTIAL VARIATION

COLORED BODY PORCELAIN TILE

	COVE BASE  6"x12"
CLASSIC OAK	•
CONTEMPORARY WHITE	•
ELEGANT WALNUT	•
MODERN GREY	•

INFORMATION

RECOMMENDED USE










True is recommended for indoor floors, walls, countertops, and outdoor walls in commercial and residential application. The use of True is not recommended for outdoor application or horizontal exterior surfaces. Landmark recommends an offset no greater than 30%, if a staggered pattern is required for tiles of 20" inches or longer.

CARE AND MAINTENANCE

Do not apply any wax or sealer to the product after installation. Regular cleaning is the best way to keep True tiles looking good. Use clean, hot water (add household cleaner for more aggressive cleaning). Rinse thoroughly and dry with a soft cloth to prevent water spots. Please visit lcusa.com. For further information regarding the care and maintenance of Landmark products.

WARRANTY

Landmark guarantees that its products will meet or exceed the performance specifications set out in ANSI A137.1- 2012 and in the performance specifications section of the Landmark general catalogue. For more information, please visit our website at lcusa.com.

PHYSICAL PROPERTIES	TEST ASTM	NORTH AMERICAN STANDARD A137.1*	RESULTS
 Water absorption *	C373	≤ 0.5%	COMPLY WITH ANSI A137.1
 DCOF Average dynamic coefficient of friction **	BOT 3000 test	≥ 0.42	≥ 0.42
 Resistance to freeze/thaw cycling *	C1026	As reported	RESISTANT
 Warpage (edge)	C485	Warpage ± 0.4% or ± 0.05 in	COMPLY WITH ANSI A137.1
 Warpage (diagonal)	C485	Warpage ± 0.4% or ± 0.07 in	COMPLY WITH ANSI A137.1
 Wedging	C502	± 0.25% or ± 0.03 in	COMPLY WITH ANSI A137.1
 Chemical resistance	C650	As reported	UNAFFECTED
 Breaking strength	C648	250 lbf or greater	COMPLY WITH ANSI A137.1
 Thickness	C499	Range: 0.04 in	COMPLY WITH ANSI A137.1

* Average values referred to our production and related to the matt finish of the product.
 ** As far as values relating to the matt finish of the product and to tests carried out by certified external laboratories whose results are available upon request at Headoffice, we are willing to check the lot you are interested in purchasing.
 - Be sure to use tiles belonging to the same caliber.
 - Test results are available on request.
 - Landmark tiles can be slippery when wet. We recommend to make sure that the surface is always dry.
 - The information provided can be subject to change. Please refer to lcusa.com for the latest, most accurate and up-to-date information.





 **LANDMARK**
CERAMICS



 **LANDMARK**
CERAMICS

Landmark Ceramics - UST, Inc.
1427 N. Main Street
Mount Pleasant, TN 38474

Tel. 931.325.5700

www.lcusa.com

LEARN MORE ABOUT

