



PROJECT
 INDOOR FLOOR DESIGN
 Charme Evo Renoir Plus - 24"x48"
 Charme Evo Pearl Grey Herringbone - 12"x11"
 OUTDOOR FLOOR DESIGN
 Frontier20 Michelangelo Extra White (20mm) - 24"x24"
 CONSOLE SINK
 Charme Evo Pearl Grey, Renoir Plus - 24"x24"
 WALL DESIGN
 Charme Evo Renoir Plus - 24"x48" - 12"x24"
 Charme Evo Pearl Grey Herringbone - 12"x11"
 Charme Evo Pearl Grey Mosaic D - 12"x10"



PROJECT
 INDOOR FLOOR DESIGN
 Charme Evo Calacatta Black - 24"x24"
 Charme Evo Michelangelo Extra White - 24"x48"
 OUTDOOR FLOOR DESIGN
 Frontier20 Michelangelo Extra White (20mm) - 24"x24"
 COUNTER
 Charme Evo Michelangelo Extra White - 24"x48"
 WALL DESIGN
 Charme Evo Calacatta Black Mosaic D - 12"x10"
 Charme Evo Calacatta Black - 24"x24"

CHARME EVO

TILE PERFORMANCE DATA

COLORED BODY PORCELAIN TILE - Rectified Monocaliber

PHYSICAL PROPERTIES	TEST ASTM	NORTH AMERICAN STANDARD A137.1	RESULTS
Water absorption *	C373	≤ 0.5%	COMPLY WITH ANSI A137.1
DCOF Average dynamic coefficient of friction **	BOT 3000 test	≥ 0.42	≥ 0.42
Resistance to freeze/thaw cycling *	C1026	As reported	RESISTANT
Warpage (edge)	C485	Warpage ± 0.4% or ± 0.05 in	COMPLY WITH ANSI A137.1
Warpage (diagonal)	C485	Warpage ± 0.4% or ± 0.07 in	COMPLY WITH ANSI A137.1
Wedging	C502	± 0.25% or ± 0.03 in	COMPLY WITH ANSI A137.1
Chemical resistance	C650	As reported	UNAFFECTED
Breaking strength	C648	250 lbf or greater	COMPLY WITH ANSI A137.1
Thickness	C499	Range: 0.04 in	COMPLY WITH ANSI A137.1

* Average values referred to our production and related to the matt finish of the product.
 ** As far as values relating to the matt finish of the product and to tests carried out by certified external laboratories whose results are available upon request at Headoffice, we are willing to check the lot you are interested in purchasing.
 - Be sure to use tiles belonging to the same caliber.
 - Test results are available on request.
 - Landmark tiles can be slippery when wet. We recommend to make sure that the surface is always dry.
 - The information provided can be subject to change. Please refer to lcsusa.com for the latest, most accurate and up-to-date information.

LEARN MORE ABOUT



www.lcsusa.com

LANDMARK CERAMICS




CHARME EVO

LUXURY EVOLUTION

LANDMARK CERAMICS



PROJECT
 INDOOR FLOOR DESIGN
 Charme Evo Pearl Grey - 12"x24" - Herringbone - 12"x11"
 OUTDOOR FLOOR DESIGN
 Frontier20 Michelangelo Extra White (20mm) - 24"x24"
 INDOOR WALL DESIGN
 Charme Evo Pearl Grey - 24"x24" - 12"x24"
 Charme Evo Calacatta Black Mosaic D - 12"x10"
 OUTDOOR WALL DESIGN
 Frontier20 Logos Brown (20mm) - 16"x48"



PROJECT
 FLOOR DESIGN
 Frontier20 Michelangelo Extra White - 24"x24"
 Frontier20 Michelangelo Extra White Pool Grid - 6"x24"
 Frontier20 Michelangelo Extra White Grid Corner - 6"x24"
 Frontier20 Michelangelo Extra White Coping - 24"x13"
 Frontier20 Michelangelo Extra White Coping Corner - 24"x13"
 WALL DESIGN
 Charme Evo Michelangelo Extra White - 24"x48"

CHARME EVO

Charme Evo is the natural evolution of marble-effect tile floors and walls, skillfully crafted in the highest quality porcelain. This exclusive range of carefully selected precious marble creates exclusive modern areas. Stunning graphics and the natural feel of the tiles confer a precious quality to interior design projects.



PROJECT
 FLOOR DESIGN
 Charme Evo Cote Azure Deluxe - 24"x24" - 12"x24"
 WALL DESIGN
 Charme Evo Cote Azure Deluxe - 24"x24" - 12"x24"
 Charme Evo Cote Azure Deluxe Herringbone - 12"x11"

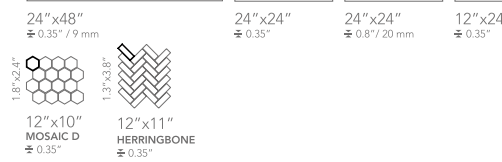
CHARME EVO SIZES 24"x48" / 24"x24" / 12"x24" / 12"x11" / 12"x10"
 COLORED BODY PORCELAIN TILE - Rectified Monocaliber MATT FINISH

MICHELANGELO EXTRA WHITE



Color shading V2

Available sizes



RENOIR PLUS



Color shading V2

Available sizes

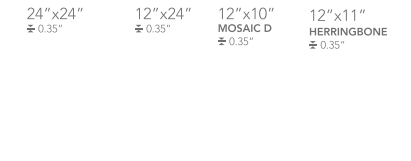
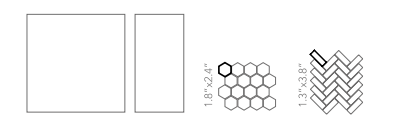


COTE AZURE DELUXE



Color shading V2

Available sizes



Color Shading



The color of tiles printed in this catalog may differ from actual tiles. Tile color reproductions in this catalog are representative only. Slight tone and shade variations are inherent in porcelain tiles. Before selecting a color, we recommend that you contact your local representative, who will provide you with a sample piece of the requested tile.

This porcelain tile product is manufactured with a V2 shade variation. Remember that the amount of color as well as the texture of each piece may vary from tile to tile. Inspect the product immediately upon delivery and select tiles from many boxes during installation to minimize and blend any possible color difference.



PROJECT
 FLOOR DESIGN
 Charme Evo Calacatta Black - 24"x24" - 12"x24"
 Charme Evo Renoir Plus - 24"x24"
 COUNTER DESK
 Charme Evo Renoir Plus - 24"x48"
 WALL DESIGN
 Charme Evo Calacatta Black - 24"x24"
 Charme Evo Renoir Plus Herringbone - 12"x11"

SIZES 24"x48" / 24"x24" / 12"x24" / 12"x11" / 12"x10"
 MATT FINISH

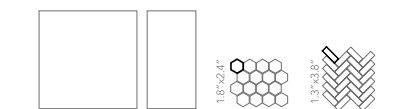
CALACATTA BLACK



Color shading V2

10%
 DISCOUNT

Available sizes

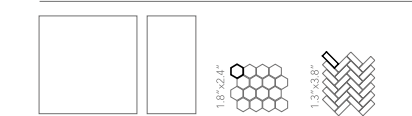


PEARL GREY



Color shading V2

Available sizes



INFORMATION

RECOMMENDED USE

Charme Evo is recommended for indoor floors, walls, countertops, and outdoor walls in commercial and residential application. The use of Charme Evo, with exception of Frontier 20 Michelangelo Extra White 24"x24" (20mm), is not recommended for outdoor application or horizontal exterior surfaces. Landmark recommends an offset no greater than 30%, if a staggered pattern is required for tiles of 20" inches or longer. Landmark recommends the use of leveler for a proper installation.

CARE AND MAINTENANCE

Do not apply any wax or sealer to the product after installation. Regular cleaning is the best way to keep Charme Evo tiles looking good. Use clean, hot water (add household cleaner for more aggressive cleaning). Rinse thoroughly and dry with a soft cloth to prevent water spots. Please visit lcusa.com. For further information regarding the care and maintenance of Landmark products.

WARRANTY

Landmark guarantees that its products will meet or exceed the performance specifications set out in ANSI A137.1-2012 and in the performance specifications section of the Landmark general catalog. For more information, please visit our website at lcusa.com.

MOSAICS MATT FINISH

Michelangelo Extra White Mosaic D 1.8"x2.4" 12"x10"	Calacatta Black Mosaic D 1.8"x2.4" 12"x10"	Renoir Plus Mosaic D 1.8"x2.4" 12"x10"	Pearl Grey Mosaic D 1.8"x2.4" 12"x10"	Cote Azure Deluxe Mosaic D 1.8"x2.4" 12"x10"	1.8"x2.4" MOSAIC D 12"x10" ±0.35"
Michelangelo Extra White Herringbone 1.3"x3.8" 12"x11"	Calacatta Black Herringbone 1.3"x3.8" 12"x11"	Renoir Plus Herringbone 1.3"x3.8" 12"x11"	Pearl Grey Herringbone 1.3"x3.8" 12"x11"	Cote Azure Deluxe Herringbone 1.3"x3.8" 12"x11"	1.3"x3.8" HERRINGBONE 12"x11" ±0.35"

TRIM TILES

	COVE BASE	BULLNOSE
	 6"x12"	 3"x24"
MICHELANGELO EXTRA WHITE	●	●
CALACATTA BLACK	●	●
RENOIR PLUS	●	●
PEARL GREY	●	●
COTE AZURE DELUXE	●	●