



explore

BEYOND DESIGN BOUNDARIES

 **LANDMARK**
CERAMICS

LANDMARK

STONE

“Stone” is a gathering of porcelain tile collections that are inspired by different natural stones. Amazing surfaces for floors and walls that recall the shades of the natural material enhancing architecture and design with character and intense elegance. The excellent technical characteristics of Landmark porcelain tile guarantees optimal performance in every intended use both residential and commercial.

A new landmark in the ceramic industry

Landmark ceramics is an American company, based in Tennessee that has set out to research, manufacture and sell top quality porcelain ceramics in North America, taking advantage of the proven experience of the Gruppo Concorde, an international leader in the sector. Technological innovation, market presence, attention to detail, the welfare of people and the environment, efficient service and a thorough product range make Landmark a new benchmark in the North American market for those who are looking for a reliable partner for any building and architecture project using US made top quality porcelain tiles.



explore

BEYOND DESIGN BOUNDARIES

A REFINED COLLECTION THAT REPRODUCES THE TIMELESS ELEGANCE OF THE REAL QUARTZITE STONE LOOK AND THE BEAUTY OF NATURE AT THE SAME TIME.


MULTIPLE TYPES OF QUARTZITES, FROM AROUND THE WORLD, ARE SKILLFULLY BLENDED TOGETHER TO ENHANCE THE APPEAL OF EVERY ENVIRONMENT WITH THEIR PUREST QUARTZITE STONE EFFECT.



An idea is salvation by imagination.

F.L. Wright

EMBARK ON AN EXPLORATION OF A NEW ARCHITECTURAL DIMENSION. DISCOVER HOW A PATTERN OF DELICATE VEINS AND SOFT SHADES ENLIGHTEN A NEW WAY OF DESIGN WHERE NATURAL QUARTZ ELEMENTS MERGE WITH CONTEMPORARY SPACES. PURE NATURE BECOMES THE MAIN CHARACTER IN EVERY INDOOR AND OUTDOOR PROJECT, FOR COMMERCIAL AND RESIDENTIAL APPLICATIONS, FOR BOTH WALL AND FLOOR INSTALLATION.



We create pure buildings and then they create us.

F.L.Wright

EXPLORE ALLOWS COORDINATED QUARTZITE TOTAL LOOK SOLUTION FOR BOTH FLOOR AND WALL APPLICATIONS. THANKS TO ITS REFINED COLOR PALETTE OF SMOOTH TONES AND VEINED GRAPHIC SURFACE, IT ENHANCES THE WARMTH OF EVERY SPACE AND GIVES INFINITE SOLUTIONS TO DECORATE WITH CONTEMPORARY MOSAICS AND TRIDIMENSIONAL PORCELAIN VENEERS.



PROJECT
WALL DESIGN
Explore African Beige - 24"x24"
Explore African Beige Mosaic D - 12"x10"



PROJECT

FLOOR DESIGN

Explore African Beige - 24"x48" - 24"x24" - 12"x24"

Explore African Beige Mosaic D - 12"x10"

WALL DESIGN

Veneer World Urban LedgeStone Explore African Beige - 6"x24"



eXpect
the most appealing 3D
stone decorative effect
with porcelain veneers



EXPLORE ALLOWS YOU TO GIVE A NATURAL AND ELEGANT APPEAL TO ANY SPACE, IN TOTAL SAFETY, THANKS TO THE INCREDIBLE OFFERING OF SURFACES AMID WHOSE THERE IS THE SPECIAL GRIP FINISH, ABLE TO FIT IN ANY SPACE INDOOR AND OUTDOOR WHEREVER AN ANTI-SLIP PERFORMANCE IS REQUIRED.

Architecture
is art,
nothing else.



F.L. Wright



PROJECT

FLOOR DESIGN

Explore Everest Dark - 24"x24" - 12"x12"

Explore Everest Dark Grip - 12"x24"

Explore Everest Dark Mosaic A - 12"x12"

WALL DESIGN

Explore Everest Dark Mosaic D - 12"x10"

WASHBASIN

Made.In Liberty Black - 12"x24"



PROJECT

FLOOR DESIGN

Explore Everest Dark - 24"x24" - 12"x24"

Explore Everest Dark Grip - 12"x24"

Explore Everest Dark Mosaic A - 12"x12"

WALL DESIGN

Explore Everest Dark - 12"x24"

Explore Everest Dark Mosaic D - 12"x10"

WASHBASIN

Made.In Liberty Black - 12"x24"

PROJECT
FLOOR DESIGN
Explore Everest Dark - 24"x24" - 12"x24"
Explore Everest Dark Mosaic A - 12"x12"
WALL DESIGN
Explore Everest Dark - 12"x24"



eXcel
in safety with
grip finish tiles





PROJECT

FLOOR DESIGN

Explore Everest Dark - 24"x24"

WALL DESIGN

Explore Everest Dark Mosaic D - 12"x10"

WASHBASIN

Made.In Liberty Black - 12"x24"



eXpress
 your creativity with
 porcelain mosaics



EXPLORE IS THE SYNTHESIS BETWEEN THE MOST CONTEMPORARY DESIGN, SUPERIOR TECHNICAL PERFORMANCES AND A PRECIOUS NATURAL EFFECT. IN ADDITION, IT IS AVAILABLE IN A BROAD RANGE OF SIZES, ALL PERFECTLY SQUARED, RECTIFIED AND MODULAR AMONG EACH OTHER, ALLOWING MULTI-SIZE INSTALLATIONS, TO CREATE DYNAMIC AND GEOMETRIC PATTERNS THAT PERFECTLY FIT IN EVERY RESIDENTIAL AS WELL AS ANY COMMERCIAL HIGH FOOT TRAFFIC AREA, WHEREVER HIGH DURABILITY AND RESISTANCE ARE REQUIRED THANKS TO THE SUPERIOR TECHNICAL CHARACTERISTICS OF LANDMARK PORCELAIN.

Architecture
is the
thoughtful
making of
space.

L. Kahn



PROJECT

FLOOR DESIGN

Explore Arctic White - 24"x48" - 24"x24" - 12"x24"

FLOWERBED

Explore Everest Dark - 24"x24" - 12"x24"



PROJECT
FLOOR DESIGN
Explore Arctic White - 24"x48" - 24"x24" - 12"x24"
FLOWERBED
Explore Everest Dark - 24"x24" - 12"x24"

PROJECT
FLOOR DESIGN
Explore Arctic White - 24"x48" - 24"x24" - 12"x24"
FLOWERBED
Explore Everest Dark - 24"x24" - 12"x24"



eXpose
innovative
multi size patterns



If you invest in beauty it will remain with you all the days of your life.

F.L. Wright

SMOOTH AND NATURAL GRAPHICS, INSPIRED BY THE NOBLEST SELECTION OF QUARTZITE AROUND THE WORLD, DESIGN AN EXCLUSIVE AND REFINED ENVIRONMENT, THANKS TO THEIR PURE AND BALANCED SHADES. EXPLORE MEANS A COMPLETE COLOR PALETTE FOR TIMELESS BEAUTY IN ALL CONTEMPORARY SPACES, FURTHER ENRICHED AND ENHANCED BY THE PRECIOUS MOSAIC SHAPE RANGE OFFERING, AVAILABLE EITHER IN THE TRADITIONAL SQUARED SHAPE OR IN THE FANCY HONEYCOMB ALTERNATE.



PROJECT
FLOOR DESIGN
Explore Star Grey - 24"x48"
WALL DESIGN
Explore Star Grey - 24"x48"
Explore Volcanic Black - 24"x24"



PROJECT

FLOOR DESIGN

- Explore Star Grey - 24"x48"
- Explore Volcanic Black - 12"x24"
- Explore Volcanic Black Mosaic A - 12"x12"

WALL DESIGN

- Explore Star Grey - 24"x48"
- Explore Volcanic Black - 24"x24"

FLOWERBED

- Explore Star Grey - 24"x24"



e><periment
the exclusiveness
of a precious decorative
accent made with
porcelain mosaic



A WIDE SELECTION OF SIZES OFFERS MULTIPLE OPTIONS FOR STYLISH INSTALLATIONS IN TOP-CLASS APPLICATIONS ON BOTH FLOORS AND WALLS. MOREOVER, THE AVAILABILITY OF COORDINATED PORCELAIN PAVERS AND GRIP FINISH TILES MULTIPLY THE VERSATILITY OF EXPLORE, MAKING IT PERFECT ALSO TO TRANSITION THE SAME LOOK FROM INDOOR TO OUTDOOR, FOR STUNNING TOTAL LOOK DESIGNS, WHERE CONTINUITY IN&OUT IS REQUIRED.

Life is architecture and architecture is the mirror of life.

I. M. Pei



PROJECT
FLOOR DESIGN
Explore Star Grey - 24"x48" - 12"x24"
FLOWERBED
Explore Arctic White - 12"x24"



PROJECT

FLOOR DESIGN

Explore Star Grey - 24"x48" - 12"x24"

Explore Star Grey Mosaic D - 12"x10"

WALL DESIGN

Veneer World Urban LedgeStone Explore Star Grey - 6"x24"

Veneer World Urban LedgeStone Explore Volcanic Black - 6"x24"

FLOWERBED

Explore Arctic White - 12"x24"



eXpand
your horizons
and design
total look spaces



PROJECT

FLOOR DESIGN


Explore Star Grey - 12"x24"

WALL DESIGN

Veneer World Urban LedgeStone Explore Volcanic Balck - 6"x24"

FLOWERBED


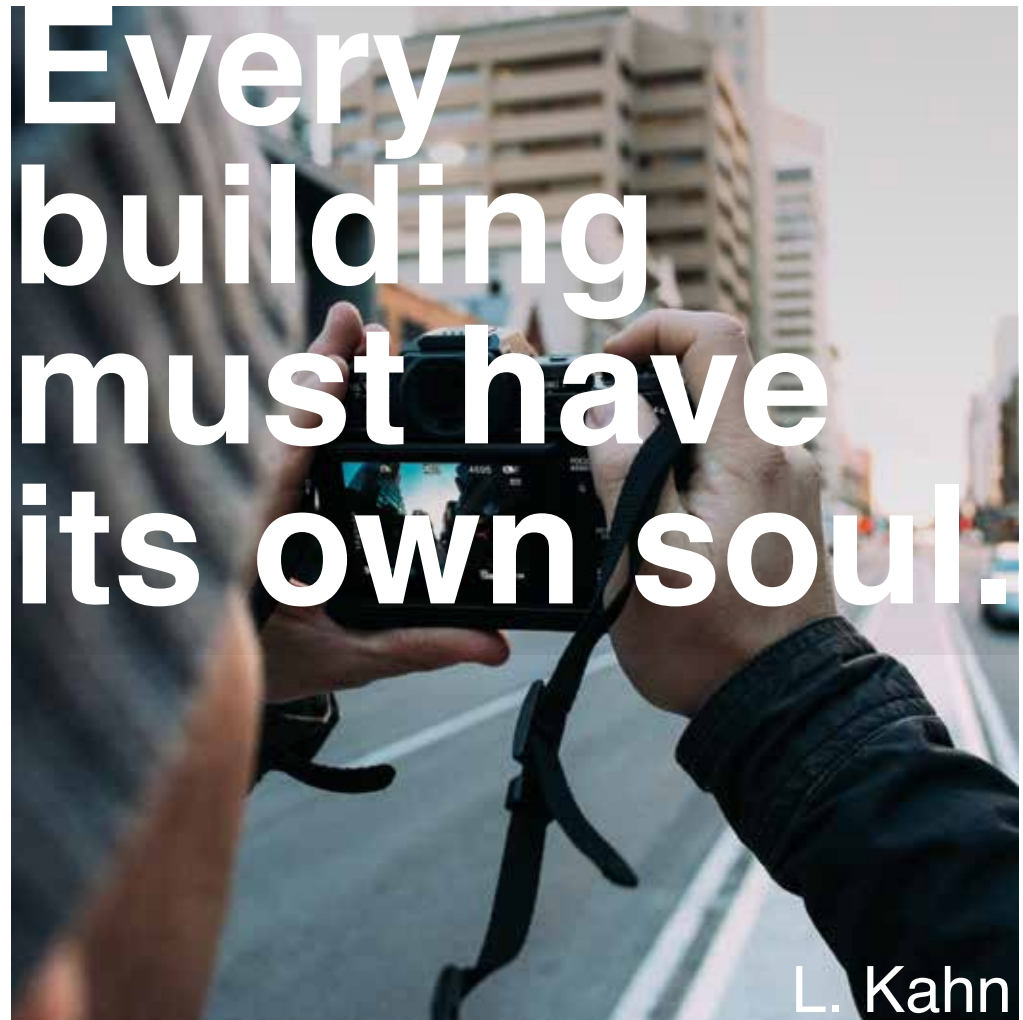
Explore Arctic White - 12"x24"



FRONTIER20

COORDINATED PORCELAIN PAVERS

THE AVAILABILITY OF COORDINATED PORCELAIN PAVERS FROM FRONTIER20 COLLECTION FURTHER ENRICHES THE VERSATILITY OF EXPLORE, MAKING IT A PERFECT FIT FOR 360 APPLICATIONS, WHEREVER A CLEAN AND ARCHITECTURAL QUARTZITE LOOK IS REQUIRED, WHETHER IN RESIDENTIAL OR COMMERCIAL AREAS, FOR BOTH INDOOR AND OUTDOOR, AND FOR FLOORS AND WALLS.



PROJECT
OUTDOOR FLOOR DESIGN
Frontier20 Arctic White - 24"x48"
Frontier20 Arctic White - 12"x48"
Frontier20 Everest Dark - 12"x48"

PROJECT

OUTDOOR FLOOR DESIGN

Frontier20 Star Grey - 24"x48"

Frontier20 Star Grey - 12"x48"

Frontier20 Star Grey - 24"x24"

Frontier20 Star Grey - 12"x24"

Frontier20 Star Grey - 12"x12"

Frontier20 Arctic White - 12"x48"

Frontier20 Arctic White - 24"x48"

Frontier20 Everest Dark - 12"x48"

PROJECT

OUTDOOR FLOOR DESIGN
Frontier20 Star Grey - 24"x48"
Frontier20 Star Grey - 12"x48"
Frontier20 Star Grey - 24"x24"
Frontier20 Star Grey - 12"x24"
Frontier20 Star Grey - 12"x12"
Frontier20 Arctic White - 12"x48"

eXtend
your installation options
through multiple
colors and sizes





PROJECT

- OUTDOOR FLOOR DESIGN
- Frontier20 Arctic White - 24"x48"
- Frontier20 Arctic White - 12"x48"
- Frontier20 Arctic White - 24"x24"
- Frontier20 Arctic White - 12"x24"
- Frontier20 Arctic White - 12"x12"
- Frontier20 Arctic White Grip Stair Tread Rectified - 12"x24"
- Frontier20 Arctic White Riser Rectified - 8"x24"
- OUTDOOR POOL DESIGN
- Frontier20 Arctic White Linear Cover Drain Set - 24"x11.63"
- Frontier20 Arctic White Coping Rectified - 12"x24"
- WALL DESIGN
- Veneer World Pro LedgeStone Ridge Black - 6"x24"
- Veneer World Pro LedgeStone Bluestone Tumbled - 6"x24"
- Vision Concrete - 24"x48"
- Vision Concrete - 24"x24"
- Vision Concrete - 12"x24"
- FLOWER BED WALL DESIGN
- Veneer World Pro LedgeStone Tumbled - 6"x24"



PROJECT

OUTDOOR FLOOR DESIGN

- Frontier20 Arctic White - 24"x48"
- Frontier20 Arctic White - 12"x48"
- Frontier20 Arctic White - 24"x24"
- Frontier20 Arctic White - 12"x24"
- Frontier20 Arctic White - 12"x12"

OUTDOOR POOL DESIGN

- Frontier20 Arctic White Linear Cover Drain Set - 24"x11.63"
- Frontier20 Arctic White Coping Rectified - 12"x24"

eXceed
 your expectation
 with a complete range
 of trim pieces





PROJECT

FLOOR DESIGN

- Frontier20 African Beige - 24"x48"
- Frontier20 African Beige - 12"x48"
- Frontier20 African Beige - 24"x24"
- Frontier20 African Beige - 12"x24"
- Frontier20 African Beige Stair Tread - 12"x24"
- Frontier20 African Beige Biser - 8"x24"
- Frontier20 Soul Walnut - 12"x48"

PROJECT

FLOOR DESIGN

- Frontier20 African Beige - 24"x48"
- Frontier20 African Beige - 12"x48"
- Frontier20 African Beige - 24"x24"
- Frontier20 African Beige - 12"x24"
- Frontier20 African Beige Stair Tread - 12"x24"
- Frontier20 African Beige Riser - 8"x24"
- Frontier20 Soul Walnut - 12"x48"

COORDINATED PORCELAIN PAVERS





PROJECT

FLOOR DESIGN

- Frontier20 Star Grey - 24"x48"
- Frontier20 Star Grey - 12"x48"
- Frontier20 Star Grey - 24"x24"
- Frontier20 Star Grey - 12"x24"
- Frontier20 Star Grey - 12"x12"
- Frontier20 Star Grey Grip Stair Tread - 12"x48"
- Frontier20 Star Grey Riser - 6"x48"

FIRE PIT DESIGN

- Frontier20 Star Grey - 12"x48"



PROJECT

- FLOOR DESIGN
- Frontier20 Star Grey - 24"x48"
- Frontier20 Star Grey - 12"x48"
- Frontier20 Star Grey - 24"x24"
- Frontier20 Star Grey - 12"x24"
- Frontier20 Star Grey - 12"x12"
- FIRE PIT DESIGN
- Frontier20 Star Grey - 12"x48"




VENEER

WORLD
COORDINATED PORCELAIN VENEERS

EXPLORE ALSO REPRODUCES THE SOFT VEINING PATTERN OF THE NATURAL QUARTZ STONE OVER 3D URBAN LEDGESTONE PORCELAIN VENEERS. MADE OF LISTELS REGULAR AND UNIFORM IN HEIGHT, CHARACTERIZED BY A SMOOTH AND REFINED SURFACE FINISH, URBAN LEDGESTONE IS IDEAL FOR WALL COMPOSITIONS TO FIT ANY CONTEMPORARY ARCHITECTURAL ENVIRONMENTS, BOTH COMMERCIAL AND RESIDENTIAL, NO MATTER INDOOR OR OUTDOOR, WHEREVER THE TRADITION OF STONE VENEERS MEETS THE ELEGANCE OF A CLEAN LOOK AND A MODERN DESIGN.

The sun
does not
realize how
wonderful it
is until after
a room is
made.

L. Kahn



PROJECT

FLOOR DESIGN

Frontier20 Travertine Cross Cut Silver - 24"x48"

Frontier20 Travertine Cross Cut Silver - 12"x48"

Frontier20 Travertine Cross Cut Silver - 24"x24"

Frontier20 Travertine Cross Cut Silver - 12"x24"

WALL DESIGN

Veneer World Urban Ledgestone Explore Star Grey - 6"x24"



PROJECT

FLOOR DESIGN

Frontier20 Travertine Cross Cut Silver - 24"x48"

Frontier20 Travertine Cross Cut Silver - 12"x48"

Frontier20 Travertine Cross Cut Silver - 24"x24"

Frontier20 Travertine Cross Cut Silver - 12"x24"

Frontier20 Travertine Cross Cut Silver Stair Tread - 12"x48"

Frontier20 Travertine Cross Cut Silver Riser - 6"x48"

WALL DESIGN

Veneer World Urban LedgeStone Explore Star Grey - 6"x24"

Frontier20 Travertine Cross Cut Silver - 24"x48"

PROJECT

FLOOR DESIGN

Frontier20 Travertine Cross Cut Silver - 24"x24"

WALL DESIGN

Veneer World Urban Ledgestone Explore Star Grey - 6"x24"





PROJECT

OUTDOOR FLOOR DESIGN
Frontier20 Arctic White - 12"x48"
OUTDOOR POOL DESIGN
Frontier20 Arctic White Coping Rectified - 12"x24"
WALL DESIGN
Veneer World Urban LedgeStone Explore African Beige - 6"x24"



PROJECT
WALL DESIGN
Veneer World Urban LedgeStone Explore African Beige - 6"x24"

VENEER
WORLD
COORDINATED PORCELAIN VENEERS

eXperience
total porcelain
quartzite look



PROJECT

OUTDOOR FLOOR DESIGN

Frontier20 Michelangelo Extra White - 24"x48"

Frontier20 Michelangelo Extra White - 12"x48"

Frontier20 Michelangelo Extra White - 24"x24"

Frontier20 Michelangelo Extra White - 12"x24"

Frontier20 Michelangelo Extra White Riser - 6"x48"

WALL DESIGN

Veneer World Urban LedgeStone Explore Volcanic Black - 6"x24"

PROJECT


OUTDOOR FLOOR DESIGN

Frontier20 Michelangelo Extra White - 24"x48"

Frontier20 Michelangelo Extra White Riser - 6"x48"

WALL DESIGN

Veneer World Urban LedgeStone Explore Volcanic Black - 6"x24"





PROJECT

FLOOR DESIGN

Frontier20 Star Grey - 24"x48"

Frontier20 Star Grey - 12"x48"

Frontier20 Star Grey - 24"x24"

Frontier20 Star Grey - 12"x24"

Frontier20 Star Grey - 12"x12"

WALL DESIGN

Veneer World Urban LedgeStone Explore Arctic White - 6"x24"



PROJECT
WALL DESIGN
Veneer World Urban LedgeStone Explore Arctic White - 6"x24"

VENEER
WORLD
COORDINATED PORCELAIN VENEERS

eXalt
every project
with in and out
solutions



SUSTAINABILITY



RECYCLABLE


Tiles can be recycled inside the production process when not fired yet, or once they have finished their life-cycle can be used as compact base material on the contrary many plastic base material such as vinyl cannot.

SUSTAINABILITY



ECO-FRIENDLY AND SAFE

SUSTAINABILITY



ENERGY EFFICIENT

Tiles inherent thermal mass reduces peak heating and cooling, which helps moderate temperature swings in your home.

HEALTH



NATURAL INGREDIENTS

Tile is made of clays and other naturally-occurring minerals and does not contain chemicals with potential adverse health effects (pvc, voc, formaldehyde, plastic etc...)

SAFETY/DURABILITY



SCRATCH AND DENT RESISTANT

Tile is strong, hard and resistant to most type of scratches. Tile also, being an extremely dense material, doesn't fear any denting damage, like many others flooring materials do.

SAFETY/DURABILITY



FADE AND UV RESISTANT

SUSTAINABILITY



FLOOR HEAT FRIENDLY

SUSTAINABILITY



VERY LONG SERVICE LIFE

Tile when properly installed and maintained can last for decades.


SUSTAINABILITY



COST SAVING OVER TIME


Thanks to its long service life and easy maintenance, porcelain tile is very cost effective over time when compared to flooring products that need to be replaced more frequently.

SAFETY/DURABILITY



RESISTANT TO ACID

SAFETY/DURABILITY



WATER PROOF

Tile is very compact and impervious therefore doesn't absorb. With tile you'll never have to worry about water.

SAFETY/DURABILITY



FIRE PROOF

Tile doesn't burn, melt or give off toxic fumes when exposed to fire.

HEALTH



PREVENT BACTERIA GROWTH

Tile is completely inhospitable to bacteria. That means no mold or mildew, and a healthier home for you.

HEALTH



ZERO ALLERGENES

Tile is both hard and impervious therefore inhospitable to dust mites, bacteria, fungi, mold and other irritants.


HEALTH



ZERO SMOKE DEVELOPMENT

Tile never gives off toxic fumes, even when exposed to fire.

SAFETY/DURABILITY



DOESN'T BEND

Tile is hard and compact.

SAFETY/DURABILITY



PET FRIENDLY

Tile is both dog and cat scratch proof.


SAFETY/DURABILITY



RESISTANT TO FROST

Tile is snow and ice proof.

HEALTH



ZERO FORMALDEHYDE

Formaldehyde is known to lead to an increased incidence of asthma. Tile has zero formaldehyde.

HEALTH



ZERO PVC ZERO VOC

Tile is completely PVC and VOC (volatile organic compound) free that means a healthier home for you.

HEALTH



PLASTIC FREE

Tiles are free from any PBM (Plastic Base Material) materials used in vinyl and LVT.

EASY CARE



STAIN RESISTANCE

EASY CARE



EASY TO KEEP CLEAN

VERSATILITY



FLOOR AND WALL

Tile is ideal for both floor and wall application indoor and outdoor.

ARCTIC WHITE

AFRICAN BEIGE



STAR GREY

EVEREST DARK

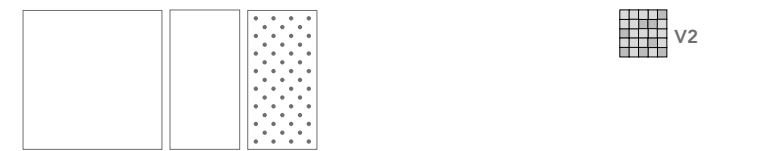



Available sizes Color shading

Available sizes Color shading

Available sizes Color shading

Available sizes Color shading



24"x48"
MATT
± 0.35" / 9 mm

24"x24"
MATT
± 0.35"

12"x24" 12"x24"
MATT GRIP
± 0.35" ± 0.35"

24"x48"
MATT
± 0.35"

24"x24"
MATT
± 0.35"

12"x24" 12"x24"
MATT GRIP
± 0.35" ± 0.35"

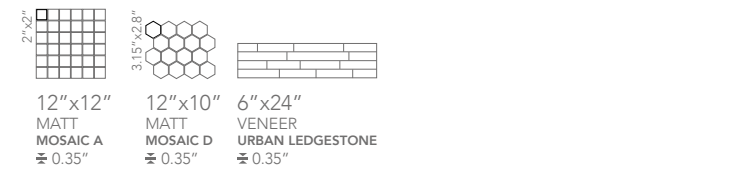
24"x48"
MATT
± 0.35" / 9 mm

24"x24"
MATT
± 0.35"

12"x24" 12"x24"
MATT GRIP
± 0.35" ± 0.35"

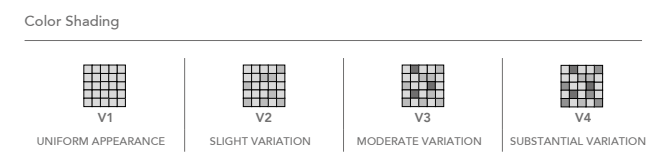
24"x24"
MATT
± 0.35"

12"x24" 12"x24"
MATT GRIP
± 0.35" ± 0.35"



The color of tiles printed in this catalog may differ from actual tiles. Tile color reproductions in this catalog are representative only. Slight tone and shade variations are inherent in porcelain tiles. Before selecting a color, we recommend that you contact your local representative, who will provide you with a sample piece of the requested tile.

This porcelain tile product is manufactured with a V2 shade variation. Remember that the amount of color as well as the texture of each piece may vary from tile to tile. Inspect the product immediately upon delivery and select tiles from many boxes during installation to minimize and blend any possible color difference.



COLORED BODY PORCELAIN TILE - Rectified Monocaliber

MATT & GRIP FINISH

VOLCANIC BLACK



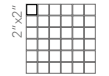
Available sizes

Color shading



24"x24"
MATT
± 0.35" / 9 mm

12"x24"
MATT
± 0.35"



12"x12"
MATT
MOSAIC A
± 0.35"

12"x10"
MATT
MOSAIC D
± 0.35"

6"x24"
VENEER
URBAN LEDGESTONE
± 0.35"

TRIM TILES

MATT FINISH

COVE BASE



6"x12"

BULLNOSE



3"x24"

| | | |
|----------------|---|---|
| ARCTIC WHITE | ● | ● |
| AFRICAN BEIGE | ● | ● |
| STAR GREY | ● | ● |
| EVEREST DARK | ● | ● |
| VOLCANIC BLACK | ● | ● |

PORCELAIN MOSAICS

MATT FINISH



Arctic White
Mosaic A 2"x2"
12"x12"



African Beige
Mosaic A 2"x2"
12"x12"




Star Grey
Mosaic A 2"x2"
12"x12"



Everest Dark
Mosaic A 2"x2"
12"x12"



Volcanic Black
Mosaic A 2"x2"
12"x12"



12"x12"
MOSAIC A
± 0.35" / 9 mm



Arctic White
Mosaic D 3.15"x2.8"
12"x10"



African Beige
Mosaic D 3.15"x2.8"
12"x10"



Star Grey
Mosaic D 3.15"x2.8"
12"x10"



Everest Dark
Mosaic D 3.15"x2.8"
12"x10"



Volcanic Black
Mosaic D 3.15"x2.8"
12"x10"



12"x10"
MOSAIC D
± 0.35"

VENEER

PORCELAIN VENEERS

MATT FINISH



Arctic White
Urban Ledgestone
6"x24" *



African Beige
Urban Ledgestone
6"x24" *



Star Grey
Urban Ledgestone
6"x24" *



Volcanic Black
Urban Ledgestone
6"x24" *

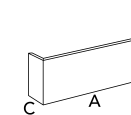


6"x24"
VENEER
URBAN LEDGESTONE
± 0.35"

PORCELAIN VENEERS TRIMS

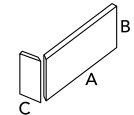
MATT FINISH

CORNER **



A = 20.5" | B = 6" | C = 2.75"

SMART CORNER **



A = 20.5" | B = 6" | C = 2.75"

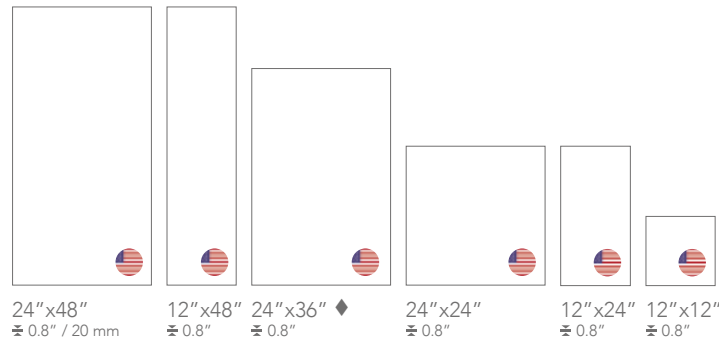
| | | |
|----------------|---|---|
| ARCTIC WHITE | ● | ● |
| AFRICAN BEIGE | ● | ● |
| STAR GREY | ● | ● |
| VOLCANIC BLACK | ● | ● |

COLORED BODY PORCELAIN PAVERS - Rectified Monocaliber

MATT FINISH

ARCTIC WHITE

Available sizes

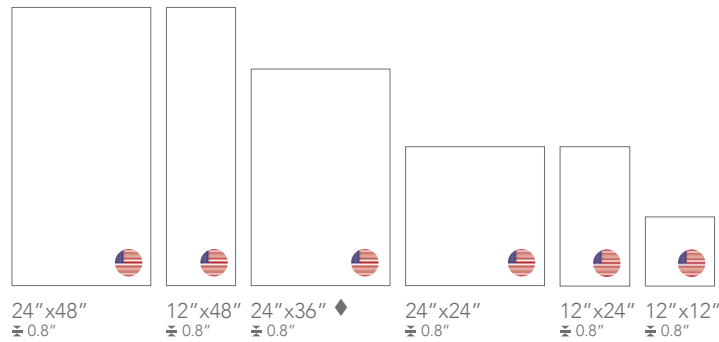


Color shading



AFRICAN BEIGE

Available sizes



Color shading



The color of pavers printed in this catalog may differ from actual pavers. Paver color reproductions in this catalog are representative only. Slight tone and shade variations are inherent in porcelain pavers. Before selecting a color, we recommend that you contact your local representative, who will provide you with a sample piece of the requested paver.

This porcelain paver product is manufactured with a V2 shade variation. Remember that the amount of color as well as the texture of each piece may vary from paver to paver. Inspect the product immediately upon delivery and select pavers from many boxes during installation to minimize and blend any possible color difference.

♦ NOTE: 24" x 36" is sold as mix (24" x 36" + 12" x 24") along with 12" x 24". The two sizes are palletized on the same pallet and sold together.

Color Shading

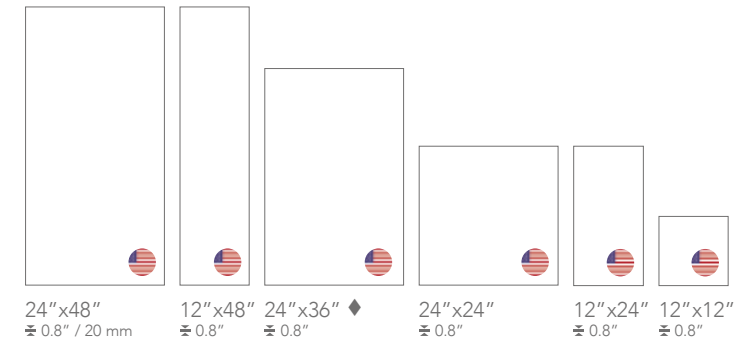


COLORED BODY PORCELAIN PAVERS - Rectified Monocaliber


MATT FINISH

STAR GREY

Available sizes



Color shading



COLORED BODY PORCELAIN TILE - Rectified Monocaliber

MATT & GRIP FINISH

RECOMMENDED USE

Explore matt finish is recommended for indoor floors, walls, countertops, and outdoor walls in commercial and residential applications. The use of Explore matt finish is not recommended for outdoor floors (for that application use Grip finish or Frontier20). Landmark recommends an offset no greater than 30%, if a staggered pattern is required for tiles of 20" inches or longer. Landmark recommends the use of leveler for a proper installation.

CARE AND MAINTENANCE

Do not apply any wax or sealer to the product after installation. Regular cleaning is the best way to keep tiles looking good. Use clean, hot water (add household cleaner for more aggressive cleaning). Rinse thoroughly and dry with a soft cloth to prevent water spots. Please visit lcosa.com. For further information regarding the care and maintenance of Landmark products.

WARRANTY

Landmark guarantees that its products will meet or exceed the performance specifications set out in ANSI A137.1- 2012 and in the performance specifications section of the Landmark general catalog. For more information, please visit our website at lcosa.com.



COLORED BODY PORCELAIN - Rectified Monocaliber

| PHYSICAL PROPERTIES | TEST ASTM | NORTH AMERICAN STANDARD A137.1* | PORCELAIN TILES | PORCELAIN GRIP TILES | PORCELAIN PAVERS FRONTIER20 | PORCELAIN VENEERS VENEER WORLD |
|---|---------------|---------------------------------|-------------------------|-------------------------|-----------------------------|--------------------------------|
| | | | RESULTS | RESULTS | RESULTS | RESULTS |
| Water absorption * | C373 | ≤ 0.5% | COMPLY WITH ANSI A137.1 | COMPLY WITH ANSI A137.1 | COMPLY WITH ANSI A137.1 | COMPLY WITH ANSI A137.1 |
| DCOF Average dynamic coefficient of friction ** | BOT 3000 test | ≥ 0.42 | ≥ 0.42 | ≥ 0.6 | ≥ 0.6 | NOT APPLICABLE |
| Skid Resistance | DIN 51097 | - | - | A+B+C | A+B+C | NOT APPLICABLE |
| | DIN 51130 | | | R11 | R11 | |
| Resistance to freeze/thaw cycling * | C1026 | As reported | RESISTANT | RESISTANT | RESISTANT | RESISTANT |
| Resistance to thermal shock | C484 | As reported | RESISTANT | RESISTANT | RESISTANT | RESISTANT |
| Warpage (edge) | C485 | Warpage ± 0.4% or ± 0.05 in | COMPLY WITH ANSI A137.1 | COMPLY WITH ANSI A137.1 | COMPLY WITH ANSI A137.1 | COMPLY WITH ANSI A137.1 |
| Warpage (diagonal) | C485 | Warpage ± 0.4% or ± 0.07 in | COMPLY WITH ANSI A137.1 | COMPLY WITH ANSI A137.1 | COMPLY WITH ANSI A137.1 | COMPLY WITH ANSI A137.1 |
| Wedging | C502 | ± 0.25% or ± 0.03 in | COMPLY WITH ANSI A137.1 | COMPLY WITH ANSI A137.1 | COMPLY WITH ANSI A137.1 | COMPLY WITH ANSI A137.1 |
| Chemical resistance | C650 | As reported | UNAFFECTED | UNAFFECTED | UNAFFECTED | UNAFFECTED |
| Resistance to stain | C1378 | As reported | UNAFFECTED | UNAFFECTED | UNAFFECTED | UNAFFECTED |
| Thickness | C499 | Range: 0.04 in | COMPLY WITH ANSI A137.1 | COMPLY WITH ANSI A137.1 | COMPLY WITH ANSI A137.1 | COMPLY WITH ANSI A137.1 |
| Breaking strength | C648 | 250 lbf or greater | COMPLY WITH ANSI A137.1 | COMPLY WITH ANSI A137.1 | ≥ 2200 lbf | COMPLY WITH ANSI A137.1 |

* Average values referred to our production and related to the matt finish of the product.

** As far as values relating to the matt finish of the product and to tests carried out by certified external laboratories whose results are available upon request at Headoffice, we are willing to check the lot you are interested in purchasing.

- Be sure to use tiles belonging to the same caliber.
- Test results are available on request.
- The information provided can be subject to change. Please refer to lcosa.com for the latest, most accurate and up-to-date information.





Landmark Ceramics - UST, Inc.

1427 N. Main Street
Mount Pleasant, TN 38474

Tel. 931.325.5700

lcusa.com

LEARN MORE ABOUT

