

FRAME

PORCELAIN PERFORMANCE DATA

COLORED BODY PORCELAIN - Rectified Monocaliber

PHYSICAL PROPERTIES	TEST ASTM	NORTH AMERICAN STANDARD A137.1* / A137.3*	PORCELAIN TILES (REF A137.1)	PORCELAIN PAVERS FRONTIER20 (REF A137.3)
			RESULTS	RESULTS
Water absorption *	C373	≤ 0.5%	COMPLY WITH ANSI A137.1	COMPLY WITH ANSI A137.3
DCOF Average dynamic coefficient of friction **	ANSI A.326.3	As reported	IW - Interior, Wet	EW - Exterior, Wet
Skid Resistance	EN 16165 (EX DIN 51097)	-	-	A+B+C
	EN 16165 (EX DIN 51130)			R11
Resistance to freeze/thaw cycling *	C1026	As reported	RESISTANT	RESISTANT
Resistance to thermal shock	C484	As reported	RESISTANT	RESISTANT
Warpage (edge)	C485	Warpage ± 0.4% or ± 0.05 in	COMPLY WITH ANSI A137.1	COMPLY WITH ANSI A137.3
Warpage (diagonal)	C485	Warpage ± 0.4% or ± 0.07 in	COMPLY WITH ANSI A137.1	COMPLY WITH ANSI A137.3
Wedging	C502	± 0.25% or ± 0.03 in	COMPLY WITH ANSI A137.1	COMPLY WITH ANSI A137.3
Chemical resistance	C650	As reported	UNAFFECTED	UNAFFECTED
Resistance to stain	C1378	As reported	UNAFFECTED	UNAFFECTED
Thickness	C499	Range: 0.04 in	COMPLY WITH ANSI A137.1	COMPLY WITH ANSI A137.3
Breaking strength	C648	250 lbf or greater	COMPLY WITH ANSI A137.1	-
	C1050	2000 lbf	-	COMPLY WITH ANSI A137.3
Module of Rupture	C1050	5000 psi	-	COMPLY WITH ANSI A137.3

* Average values referred to our production and related to the matt finish of the product.
 ** As far as values relating to the matt finish of the product and to tests carried out by certified external laboratories whose results are available upon request at Headoffice, we are willing to check the lot you are interested in purchasing.
 - Be sure to use tiles belonging to the same caliber.
 - Test results are available on request.
 - The information provided can be subject to change. Please refer to lcusa.com for the latest, most accurate and up-to-date information.

LEARN MORE ABOUT



PROJECT
 FLOOR DESIGN
 Frame International White - 24"x24"
 Frame Expressive Taupe - 12"x24"
 WALL DESIGN
 Frame Hexagon Multicolor Light Mosaic D - 12"x10"



PROJECT
 FLOOR DESIGN
 Frame Rationalist Dark - 12"x24"
 Frame Minimalist Greige - 24"x48"
 WALL DESIGN
 Frame Rationalist Dark - 12"x24"
 Frame Geometric Multicolor Dark Mosaic G - 13.7"x12"



PROJECT
 OUTDOOR FLOOR DESIGN
 Frontier20 International White - 24"x24"
 INDOOR FLOOR DESIGN
 Frame Neoclassical Beige - 12"x24"
 Frame Neoclassical Beige Mosaic A - 12"x12"
 WALL DESIGN
 Frame Neoclassical Beige - 12"x24"
 Frame Neoclassical Beige Mosaic A - 12"x12"
 Frame Geometric Multicolor Light Mosaic G - 13.7"x12"



PROJECT
 OUTDOOR FLOOR DESIGN
 Frontier20 International White - 24"x24"
 INDOOR FLOOR DESIGN
 Frame International White - 24"x48"
 WALL DESIGN
 Frame International White - 24"x48"
 Frame Hexagon Multicolor Light Mosaic D - 12"x10"
 Veneer World Urban LedgeStone Explore Volcanic Black - 6"x24"



PROJECT
 FLOOR DESIGN
 Frame International White - 24"x48"
 Frame Expressive Taupe - 12"x24"



PROJECT
 FLOOR DESIGN
 Frame Rationalist Dark - 12"x24"
 Frame Minimalist Greige - 24"x48"



PROJECT
 FLOOR DESIGN
 Frame Neoclassical Beige Mosaic A - 12"x12"
 WALL DESIGN
 Frame Geometric Multicolor Light Mosaic G - 13.7"x12"



PROJECT
 WALL DESIGN
 Frame Hexagon Multicolor Light Mosaic D - 12"x10"

FRAME
 NATURAL CONCEPT FOR
 MODERN ARCHITECTURE





FRAME

Frame is the porcelain collection that highlights a **strong architectural style** with balanced graphics. A contemporary color palette, earthy tone shades, from light white to warm dark gray, **reproduce the finest natural limestones**, characterized by a homogeneous texture with very slight inclusions and grains and an elegant presence of veining.

FRAME

COLORED BODY PORCELAIN TILE - Rectified Monocaliber

INTERNATIONAL WHITE



Color shading v2

NEOCLASSICAL BEIGE



Color shading v2

EXPRESSIVE TAUPE



Color shading v2

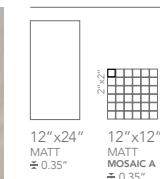
Available sizes



Available sizes



Available sizes



SIZES 24"x24" / 12"x24" / 12"x12"


MATT FINISH

MINIMALIST GREIGE



Color shading v2

RATIONALIST DARK

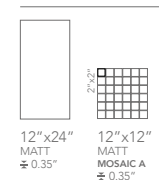


Color shading v2

Available sizes



Available sizes



The color of tiles printed in this catalog may differ from actual tiles. Tile color reproductions in this catalog are representative only. Slight tone and shade variations are inherent in porcelain tiles. Before selecting a color, we recommend that you contact your local representative, who will provide you with a sample piece of the requested tile.

This porcelain tile product is manufactured with a V2 shade variation. Remember that the amount of color as well as the texture of each piece may vary from tile to tile. Inspect the product immediately upon delivery and select tiles from many boxes during installation to minimize and blend any possible color difference.

Color Shading

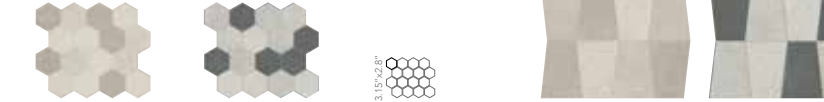


PORCELAIN MOSAICS

MATT FINISH



International White Mosaic A 2"x2" - 12"x12"
Minimalist Greige Mosaic A 2"x2" - 12"x12"
Neoclassical Beige Mosaic A 2"x2" - 12"x12"
Expressive Taupe Mosaic A 2"x2" - 12"x12"
Rationalist Dark Mosaic A 2"x2" - 12"x12"



Hexagon Multicolor Light * Mosaic D 3.15"x2.8" - 12"x10"
Hexagon Multicolor Dark ** Mosaic D 3.15"x2.8" - 12"x10"
Geometric Multicolor Light * Mosaic G 13.7"x12"
Geometric Multicolor Dark ** Mosaic G 13.7"x12"

* Matches with

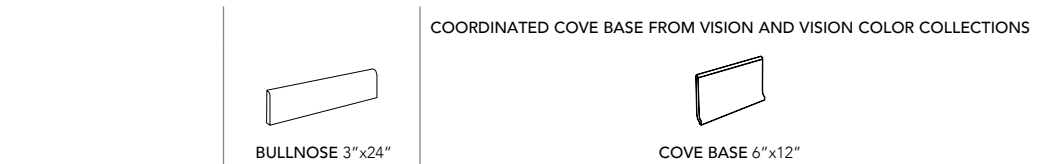


** Matches with



TRIM TILES

MATT FINISH



	BULLNOSE 3"x24"	COVING 6"x12"
INTERNATIONAL WHITE	●	VISION PEARL / VISION DARK / VISION COLOR STAR WHITE
MINIMALIST GREIGE	●	VISION PEARL / VISION COLOR STAR WHITE
NEOCLASSICAL BEIGE	●	VISION DOVE / VISION TAUPE / VISION COLOR STAR WHITE
EXPRESSIVE TAUPE	●	VISION TAUPE / VISION COLOR STAR WHITE
RATIONALIST DARK	●	VISION DARK / VISION COLOR STAR BLACK / VISION COLOR STAR WHITE

FRONTIER20

COORDINATED PORCELAIN PAVERS WITH FRAME

COLORED BODY PORCELAIN PAVERS - Rectified Monocaliber

MATT FINISH

INTERNATIONAL WHITE



MINIMALIST GREIGE




Available sizes



Color shading v2

Available sizes



Color shading v2



INFORMATION

RECOMMENDED USE

Frame matt finish is recommended for indoor floors, walls, countertops, and outdoor walls in commercial and residential applications. The use of Frame matt finish is not recommended for outdoor floors (for that application use Grip finish or Frontier20). Landmark recommends an offset no greater than 30%, if a staggered pattern is required for tiles of 20" inches or longer. Landmark recommends the use of leveler for a proper installation.

CARE AND MAINTENANCE

Do not apply any wax or sealer to the product after installation. Regular cleaning is the best way to keep tiles looking good. Use clean, hot water (add household cleaner for more aggressive cleaning). Rinse thoroughly and dry with a soft cloth to prevent water spots. Please visit lcsa.com. For further information regarding the care and maintenance of Landmark products.

WARRANTY

Landmark guarantees that its products will meet or exceed the performance specifications set out in ANSI A137.1- 2012 and in the performance specifications section of the Landmark general catalog. For more information, please visit our website at lcsa.com.



PROJECT
OUTDOOR FLOOR DESIGN
Frontier20 International White - 24"x24"
Frontier20 Minimalist Greige - 24"x24"
WALL DESIGN
Frame International White - 24"x48"
Frame Neoclassical Beige - 24"x48"



PROJECT
OUTDOOR FLOOR DESIGN
Frontier20 International White - 24"x24"
Frontier20 Minimalist Greige - 24"x24"